





19022



19023



19024










19025



	tm	ft lbs	l/min	gals/min	Mpa	Psi
19022	17	123030	40	11	29,5	4280
19023	16,45	119110	40	11	29,5	4280
19024	16,1	116600	40	11	29,5	4280
19025	15,8	114570	40	11	29,5	4280



	 °	 kg		 lbs		 mm		 ft		 mm		 ft	
		ST	ST	LC	LC	mm	ft	mm	ft	mm	ft		
400		2015	4445	2135	4710	2460	8'1"	2250	7'4"	965	3'2"		
400		2155	4755	2275	5020	2460	8'1"	2250	7'4"	965	3'2"		
400		2285	5040	2405	5305	2460	8'1"	2250	7'4"	965	3'2"		
400		2405	5305	2525	5570	2460	8'1"	2250	7'4"	1025	3'4"		